

axcell[®]

Energy Solution

2025

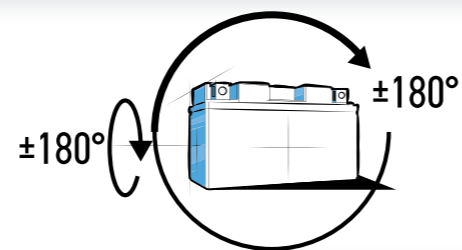
POWERSPORT BATTERY





AXCELL Lithium are LiFePO4 batteries which offer extreme cranking performance, extreme cycle life, multiple mounting positions and ultra-lightweight. With very low self-discharge, they are ideal for starting your engine after long storage periods of the vehicle. Very safe, Lithium batteries are equipped with a Battery Management System to protect and monitor the battery status in real time. The ultimate choice for those who demand the very best riding experience.

MOUNTING ANGLES



High inclinaison

Contains no acid

BENEFITS

Ready to start
Install & forget



Ultra-lightweight
Up to x4 lighter than lead-acid batteries



Extreme cycle life
Over 2000 cycles



Ultimate starting power
3 times higher than lead-acid batteries



Ultra safe with integrated BMS
To protect and monitor in real time



State of charge indicator
For regular check at one glance



DESIGNATION	ENERGY WH	CAPACITY AH (10H)	CCA (A)	DIMENSIONS (±2mm)			ASSEMBLY LAYOUT	CHARGING CURRENT A		REPLACEMENT BATTERY TYPES	TERMINAL
				L	W	H		STD	MAX		
AXL01	38.4	3	180	114	70	86	← →	1.5	3	ATX4L-BS; ATX5L-BS; ATX7L-BS; AB4L-B; ATZ5S; ATZ6S; ATZ7S; ATZ7V; ATZ8V	A
AXL02	51.2	4	240	148	65	92	→ ←	2	4	AT7B-4; AT9B-4; AT7B-BS; AT9B-BS	A
AXL03	64	5	300	149	87	94	→ ←	2.5	5	ATX7A-BS; ATX9-BS; ATX12-BS; ATX14-BS; ATZ10S; ATZ12S; ATZ14S	A
AXL04	76.8	6	360	148	65	130	→ ←	3	6	AT12B-4; AT14B-4; AT12B-BS; AT14B-BS	A
AXL05	153.6	12	720	175	87	155	← →	6	12	AB16CL-B; ATX20L-BS; ATX20HL-BS	K
AXL06	153.6	12	720	175	87	155	→ ←	6	12	ATX20-BS	K
AXL07	230.4	18	810	166	124	175	← →	9	18	53030; AB30L-B; AIX30L-BS; AIX30HL-BS	K



TERMINAL TYPE

A



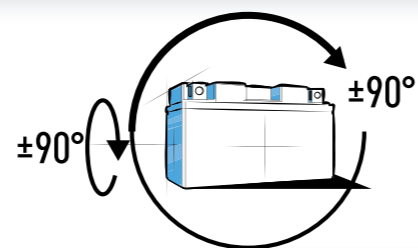
K





AXCELL GEL batteries provide maximum performance and comfort! Ready to use and completely spill proof, Gel batteries are factory activated and do not require any acid initial filling or water refilling. Just install and forget! With high vibration resistance, GEL batteries are the best choice for powersports, all-terrain and extreme uses.

MOUNTING ANGLES



High inclinaison **0% Spilling chance**

BENEFITS

Ready to start
Install & forget



100% Maintenance free
No water refilling



Completely sealed and spill proof
Mounting up to 90°



Maximum starting power
For all powersport & heavy duty vehicles



Ultra safe & highly vibration resistant
For rough road conditions



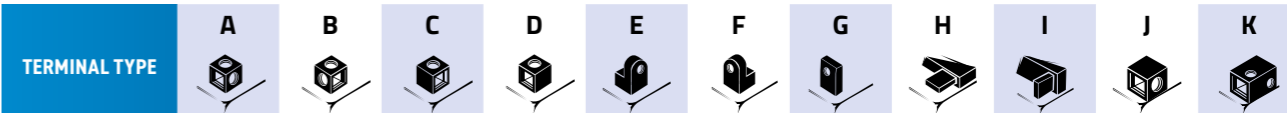
Suitable for all weather conditions
With great heat & cold tolerance



*These models are high capacity batteries with reinforced case and specific Harley Davidson terminals.



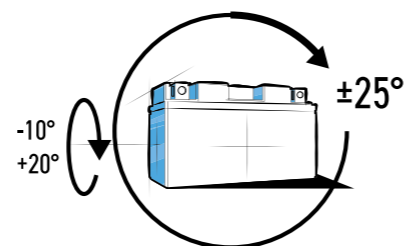
DESIGNATION	VOLTAGE (V)	CAPACITY AH (10H)	CAPACITY AH (20H)	CCA A (EN)	DIMENSIONS (±2mm)			ASSEMBLY LAYOUT	TERMINAL
					L	W	H		
6N4-2A/A-4	6	4	4.2	25	71	71	93		-
6N6-3B/B-1	6	6	6.3	50	95	55	117		E
B49-6	6	10	10.5	80	91	83	159		E
B38-6A	6	13	13.7	105	119	83	161		E
6N11A-1B/3A	6	11	11.6	90	121	58	130		E
6N11A-4A	6	11	11.6	90	121	58	130		E
12N5.5-3B	12	5.5	5.8	70	135	60	130		A
12N5.5-4A	12	5.5	5.8	70	135	60	130		A
AB3L-A/B	12	3	3.2	35	98	56	110		E
AB4L-B	12	5	5.3	50	120	70	92		A
AB5L-B	12	5	5.3	65	120	60	130		E
AB7-A	12	8	8.4	120	135	75	133		A
AB7C-A	12	8	8.4	85	129	89	114		F
AB7L-B/B2	12	8	8.4	100	135	75	133		A
AB9-B (12N9-4B-1)	12	9	9.5	115	135	75	139		A
AB10L-A2/B2	12	11	11.6	120	133	90	142		A
AB12A-A/B (12N12A-4A-1)	12	12	12.6	155	134	80	160		A
AB12AL-A2	12	12	12.6	150	134	80	160		E
AB14A-A2	12	14	14.7	200	134	88	176		D
AB16AL-A2	12	16	16.8	210	205	70	162		B
AB16CL-B	12	19	20	240	175	100	175		A
AT4B-BS	12	2.3	2.4	40	113	38	85		I
ATR4A-BS	12	2.3	2.4	45	113	48	85		H
ATX4L-BS/ATZ5S	12	5	5.3	70	113	70	85		A
ATX5L-BS/ATZ6S	12	5	5.3	90	113	70	105		A
ATX7L-BS	12	6	6.3	100	113	70	130		A
ATX7A-BS	12	6	6.3	90	150	87	93		A
ATX9-BS	12	8	8.4	135	150	87	105		A
AT12A-BS	12	10	10.5	175	150	88	105		A
ATX12-BS	12	10	10.5	180	150	87	130		A
ATX14-BS	12	12	12.6	200	150	87	145		A
ATX14L-BS	12	12	12.6	200	150	87	145		A
ATX14AH-BS/AB14-A2/B2 (12N14-4A)	12	14	14.7	210	135	90	164		A
ATX14AHL-BS/AB14L-A2/B2 (12N14-3A)	12	14	14.7	210	135	90	164		A
ATX16-BS	12	14	14.7	230	150	87	161		A
ATX20-BS	12	18	18.9	310	175	87	155		A
ATX20A-BS	12	18	18.9	270	150	87	161		A
ATX20L-BS	12	18	18.9	310	175	87	155		A
ATX24HL-BS/A50-N18L-A/A2/A3 (12N18-3A)	12	21	22.1	350	205	87	162		A
AIX30L-BS	12	30	31.6	400	166	126	173		A
ATZ7S	12	6	6.3	130	113	70	105		A
AT7B-4	12	6.5	6.8	110	150	65	93		A
ATZ7V	12	6.5	6.8	105	113	70	121		A
ATZ8V	12	7	7.4	120	113	70	130		A
AT9B-4	12	8	8.4	120	150	70	105		A
ATZ10S	12	8.6	9.1	190	150	88	93		A
ATZ12S	12	11	11.6	210	150	87	110		A
AT12B-4	12	10	10.5	210	150	70	130		A
ATZ14S	12	11.2	11.8	230	150	87	110		A
AT14B-4	12	12	12.6	210	150	70	145		A
53030 (A60-N30L-A)	12	30	31.6	300	178	123	166		G
NH12-20	12	20	21.1	250	186	82	171		G
ATX14HL-BS*	12	14	14.7	220	150	87	145		J
ATX20HL-BS*	12	20	21.1	310	175	87	155		K
AIX30HL-BS*	12	30	31.6	430	166	126	175		K





AXCELL MF batteries combine superior starting performance with comfort. Pre-charged and delivered with an acid pack, MF batteries become sealed once activated thanks to its time-proven Absorbent Glass Mat technology. Totally maintenance free, only initial acid filling is required to get you started. Ideal for the majority of powersport applications.

MOUNTING ANGLES



Medium inclinaison

BENEFITS

Maintenance free
No water refilling



Acid pack included
For initial filling



Completely sealed after initial filling
Mounting up to 25°



Superior starting power
For the majority of powersport vehicles



Long shelf life
No recharge required before acid filling



Suitable for all weather conditions
With great heat & cold tolerance



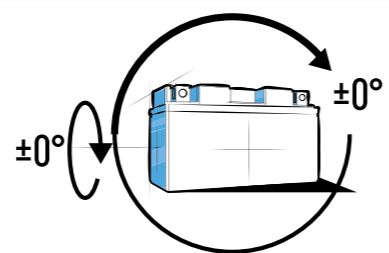
DESIGNATION	VOLTAGE (V)	CAPACITY AH (10H)	CAPACITY AH (20H)	CCA A (EN)	DIMENSIONS (±2mm)			ASSEMBLY LAYOUT	TERMINAL
					L	W	H		
AT4B-BS	12	2.3	2.4	40	113	38	85		I
ATR4A-BS	12	2.3	2.4	45	113	48	85		H
ATX4L-BS/ATZ5S-BS	12	4	4.2	50	113	70	85		A
ATX5L-BS	12	4	4.2	80	113	70	105		A
ATX7L-BS	12	6	6.3	100	113	70	130		A
ATX7A-BS	12	6	6.3	105	150	87	93		A
ATX9-BS	12	8	8.4	135	150	87	105		A
AT12A-BS	12	10	10.5	175	150	88	105		A
ATX12-BS	12	10	10.5	180	150	87	130		A
ATX14-BS	12	12	12.6	200	150	87	145		A
ATX14L-BS	12	12	12.6	200	150	87	145		A
ATX14AHL-BS	12	12	12.6	210	133	90	164		A
ATX14AH-BS	12	12	12.6	210	133	90	164		A
ATX16-BS	12	14	14.7	230	150	87	161		A
ATX20-BS	12	18	18.9	270	175	87	155		A
ATX20A-BS	12	18	18.9	270	150	87	161		A
ATX20L-BS	12	18	18.9	270	175	87	155		A
ATX24HL-BS	12	21	22.1	350	205	87	162		A
AIX30L-BS	12	30	31.6	400	166	126	173		A

TERMINAL TYPE	A	B	C	D	E	F	G	H	I	J	K



AXCELL DRY batteries are conventional flooded lead-acid batteries which deliver reliable starting power and ensures a long life. Pre-charged, DRY batteries are delivered with an acid pack and need to be filled before first use and periodically topped up to maintain. Ideal for entry-level and old vehicles with standard requirements.

MOUNTING ANGLES



Upright inclinaison

BENEFITS

Activation before first use
Dry pre-charged battery



Acid pack included
For initial filling



Periodically Maintenance
Periodically topped up to maintain



Reliable starting power
For vehicles with standard requirements



Long shelf life
No recharge required before acid filling



Wide variety of battery sizes
Including 6V & 12V versions



DESIGNATION	VOLTAGE (V)	CAPACITY AH (10H)	CAPACITY AH (20H)	CCA A (EN)	DIMENSIONS (±2mm)			ASSEMBLY LAYOUT	TERMINAL
					L	W	H		
6N4-2A	6	4	4.2	25	71	71	96		-
6N4-2A-4	6	4	4.2	25	71	71	96		-
6N4B-2A	6	4	4.2	35	102	48	96		-
6N6-3B	6	6	6.3	50	99	57	111		E
6N6-3B-1	6	6	6.3	50	99	57	111		E
6N11A-1B	6	11	11.6	90	122	62	131		E
6N11A-3A	6	11	11.6	90	122	62	131		E
B39-6	6	7	7.4	60	126	48	126		E
B49-6	6	8	8.4	80	91	83	160		E
B38-6A	6	13	13.7	105	119	83	161		E
12N5.5-3B	12	5.5	5.8	55	135	60	130		E
12N5.5-4A	12	5.5	5.8	55	135	60	130		C
AB3L-A	12	3	3.2	32	98	56	110		E
AB3L-B	12	3	3.2	32	98	56	110		E
AB4L-B	12	4	4.2	56	120	70	92		A
AB5L-B (12N5-3B)	12	5	5.3	65	120	61	130		E
AB7L-B2 (12N7-3B)	12	8	8.4	85	135	75	133		A
AB7-A (12N7-4A)	12	8	8.4	105	135	75	133		E
AB7C-A	12	8	8.4	85	130	90	114		F
AB9-B (12N9-4B-1)	12	9	9.5	130	135	75	139		E
AB9L-B (12N9-3B)	12	9	9.5	130	135	75	139		E
AB10L-A2	12	11	11.6	130	134	89	145		D
AB10L-B2	12	11	11.6	130	134	89	145		D
AB10L-BP (AB10L-B)	12	11	11.6	165	135	90	145		E
AB12A-A (12N12A-4A-1)	12	12	12.6	155	134	81	160		E
AB12AL-A/A2	12	12	12.6	155	134	81	160		E
AB12A-B	12	12	12.6	155	134	80	160		E
AB12C-A	12	12	12.6	155	134	80	175		A
AB14-A2 (12N14-4A)	12	14	14.7	175	134	89	166		D
AB14L-A2 (12N14-3A)	12	14	14.7	175	134	89	166		D
AB14L-B2	12	14	14.7	175	134	89	166		D
AB14A-A2	12	14	14.7	175	134	89	176		D
AB16B-A1	12	16	16.8	210	160	90	161		B
AB16AL-A2	12	16	16.8	210	207	71	164		C
AB16CL-B	12	19	20.0	240	175	100	175		A
AB30L-B	12	30	31.6	300	165	130	176		A
AB30CL-B	12	30	31.6	300	165	130	192		A
A50-N18L-A	12	20	21.1	260	205	90	162		B
A50-N18L-A3	12	20	21.1	260	205	90	162		A
51814	12	-	19	210	186	82	171		G
51913	12	-	19	210	186	82	171		G
53030 (A60-N30-LA)	12	-	30	300	184	130	170		G
53034 (A60-N30-A)	12	-	30	300	184	130	170		G

TERMINAL TYPE	A	B	C	D	E	F	G	H	I	J	K











UPGRADE CROSS REF. CHART

DRY	MF	GEL	LITHIUM
6N4-2A - 6N4-2A-4		6N4-2A/A-4 GEL	
6N6-3B - 6N6-3B-1		6N6-3B/B-1 GEL	
B49-6		B49-6 GEL	
B38-6A		B38-6A GEL	
6N11A-1B - 6N11A-3A		6N11A-1B/3A GEL	
12N5.5-3B		12N5.5-3B GEL	
12N5.5-4A		12N5.5-4A GEL	
AB3L-A - AB3L-B		AB3L-A/B GEL	
AB4L-B		AB4L-B GEL	AXL01
AB5L-B - 12N5-3B		AB5L-B GEL	
12N7-4A - AB7-A		AB7-A GEL	
AB7C-A		AB7C-A GEL	
AB7L-B - AB7L-B2 - 12N7-3B		AB7L-B/B2 GEL	
AB9-B - 12N9-4B1	AT9A-BS	AB9-B GEL	
AB10L-A2 - AB10L-B2 - 12N10-3A/B		AB10L-A2/B2 GEL	
AB12AL-A/A2		AB12AL-A2 GEL	
AB12A-A - AB12A-B - 12N12A-4A-1		AB12A-A/B GEL	
AB14A-A1 - AB14A-A2		AB14A-A2 GEL	
AB16AL-A2		AB16AL-A2 GEL	
AB16CL-B		AB16CL-B GEL	AXL05
	AT4B-BS	AT4B-BS GEL	
	ATR4A-BS	ATR4A-BS GEL	
	ATX4L-BS/ATZ5S	ATX4L-BS/ATZ5S GEL	AXL01
	ATX5L-BS	ATX5L-BS/ATZ6S GEL	AXL01
	ATX7A-BS	ATX7A-BS GEL	AXL03
	ATX7L-BS	ATX7L-BS GEL	AXL01
	ATX9-BS	ATX9-BS GEL	AXL03
	AT12A-BS	AT12A-BS GEL	
	ATX12-BS	ATX12-BS GEL	AXL03
	ATX14-BS	ATX14-BS GEL	AXL03
	ATX14L-BS	ATX14L-BS GEL - ATX14HL-BS GEL	
AB14-A2 - AB14-B2 - 12N14-4A	ATX14AH-BS	ATX14AH-BS / AB14-A2 GEL	
AB14L-A2 - AB14L-B2 - 12N14-3A	ATX14AHL-BS	ATX14AHL-BS / AB14L-A2 GEL	
	ATX16-BS	ATX16-BS GEL	
	ATX20-BS	ATX20-BS GEL	AXL06
	ATX20A-BS	ATX20A-BS GEL	
AB16L-B - AB18L-A	ATX20L-BS	ATX20L-BS GEL - ATX20HL-BS GEL	AXL05
12N18-3A - A50-N18L-A - A50-N18L-A3	ATX24HL-BS	ATX24HL-BS / A50-N18L-A/A2/A3 GEL	
AB30L-B	AIX30L-BS	AIX30L-BS GEL - AIX30HL-BS GEL	AXL07
		ATZ7V	
		ATZ7S GEL - ATZ8V GEL	AXL01
	AT7B-BS	AT7B-4 GEL	AXL02
	AT9B-BS	AT9B-4 GEL	AXL02
	ATZ10S-BS	ATZ10S GEL	AXL03
	ATZ12S-BS	ATZ12S GEL	AXL03
	AT12B-BS	AT12B-4 GEL	AXL04
	ATZ14S-BS	ATZ14S GEL	AXL03
	AT14B-BS	AT14B-4 GEL	AXL04
51814 - 51913		NH12-20 GEL	
A60-N30L-A - 53030		53030 GEL	AXL07

COMPARATIVE BENEFITS

Axcell offers a comprehensive battery line from DRY to LITHIUM ranges to cover all powersport applications such as motorcycles, scooters, ATV, UTV, watercrafts, snowmobiles and also lawn&garden vehicles.



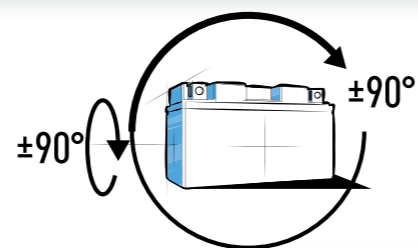
	DRY	MF	GEL	LITHIUM
PERFORMANCES	-Reliable starting power -Long shelf life -Good cycle life	-Superior starting power -Long shelf life -Extended cycle life	-Maximum starting power -Ultra safe & highly vibration resistant -Maximum cycle life	-Ultimate starting power -Ultra Lightweight -Ultra safe with integrated BMS -Extreme cycle life
APPLICATIONS	  	 	  	 
READY TO START			✓	✓
MAINTENANCE FREE		✓	✓	✓
NO ACID HANDLING			✓	✓
NON-SPILLABLE			✓	✓
INCLINATION LEVEL	Upright inclinasion	Medium inclinasion	High inclinasion	High inclinasion
ACID PACK INCLUDED	✓	✓		
NO SELF DICHARGE DURING STORAGE	✓	✓		
SUITABLE FOR E-COMMERCE <small>COMPLIANT WITH EU REGULATION 2019/1148</small>			✓	✓





AXCELL GEL Garden batteries provide maximum performance and comfort! Ready to use and completely spill proof, Gel batteries are factory activated and do not require any acid initial filling or water refilling. With high vibration resistance, GEL batteries are the best choice for all ride-on mowers and all mowing conditions.

MOUNTING ANGLES



High inclination **0% Spilling chance**

BENEFITS

Ready to start
Install and forget



100% Maintenance free
No water refilling



Completely sealed and spill proof
Mounting up to 90°



Maximum starting power
For all Lawn & Garden machinery



Ultra safe & highly vibration resistant
For rough mowing conditions



Suitable for all weather conditions
With great heat & cold tolerance



DESIGNATION	VOLTAGE (V)	CAPACITY AH (10H)	CAPACITY AH (20H)	CCA A (EN)	DIMENSIONS (±2mm)			ASSEMBLY LAYOUT	TERMINAL
					L	W	H		
U1-9 (12N24-4A)	12	-	28	300	195	125	176		G
U1R-9 (12N24-3A)	12	-	28	300	195	125	176		G
GEL12-20	12	20	21.1	180	182	77	168		G
ATX16-BS	12	14	14.7	230	150	87	161		A
ATZ7S	12	6	6.3	130	113	70	105		A
AB14L-A2 (12N14-3A)	12	14	14.7	175	135	90	167		A
AB14-A2 (12N14-4A)	12	14	14.7	175	135	90	167		A
A50-N18L-A/12N18-3A	12	21	22.1	350	205	87	162		B
53030 (A60-N30L-A)	12	30	31.6	300	178	123	166		G



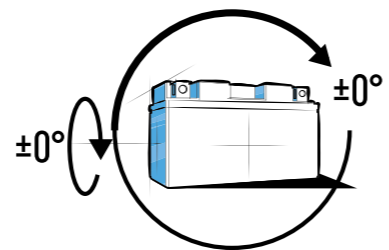
TERMINAL TYPE	A	B	C	D	E	F	G	H	I	J	K

CA/CA



AXCELL Calcium batteries provide high starting performance with a long service life. Ready to use and easy to install, Calcium batteries are factory activated and do not require any acid initial filling or water refilling.

MOUNTING ANGLES



Upright inclinasion

BENEFITS

Ready to start
Install & forget



100% maintenance free
No water refilling



Double sealed lid
For Tip/Tilt protection

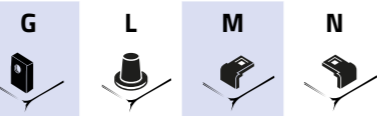


Charge indicator integrated
Magic Eye on the top cover



DESIGNATION	VOLTAGE (V)	CAPACITY AH (10H)	CAPACITY AH (20H)	CCA A (EN)	DIMENSIONS (±2mm)			ASSEMBLY LAYOUT	TERMINAL
					L	W	H		
U1-9	12	-	28	300	195	130	180		G
U1R-9	12	-	28	300	195	130	180		G
NS40 (+D)	12	-	36	335	195	126	221		L
NS40 (+G)	12	-	36	335	195	126	221		L
NS60 (+D)	12	-	45	350	236	128	222		L
NS60 (+G)	12	-	45	350	236	128	222		L

TERMINAL TYPE

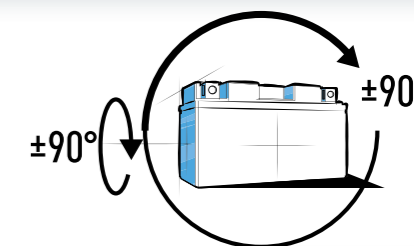


VRLA



AXCELL AGM batteries are general purpose batteries with 5 years design life in float service. With advanced valve regulated technology, these batteries ensure high performance, no maintenance and reliability.

MOUNTING ANGLES



High inclinasion

0% Spilling chance

BENEFITS

Ready to start
Install & forget



100% maintenance free
No water refilling



Completely sealed and spill proof
Mounting up to 90°

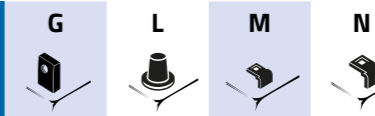


Suitable for all weather conditions
With great heat & cold tolerance



DESIGNATION	VOLTAGE (V)	CAPACITY AH (10H)	CAPACITY AH (20H)	CCA A (EN)	DIMENSIONS (±2mm)			ASSEMBLY LAYOUT	TERMINAL
					L	W	H		
AP12-5.4	12	5.4	4.7	-	151	53	93		N
AP12-7.2	12	6.7	7.2	-	151	65	99		M
AP12-12	12	11.2	12	-	151	98	101		N

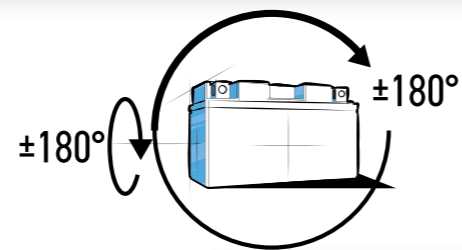
TERMINAL TYPE





AXCELL Robot batteries are compatible battery types built as per OE specifications. Available in different technologies (NiMH, Li-Ion or LiFePo4), these batteries are designed for intensive charge & discharge and developed with first-class safety features. Ideal to offer the robot great autonomy in working!

MOUNTING ANGLES



High inclination

Contains no acid

BENEFITS

Compatible battery type
Matching with OE specifications



High cycle life
High quality lithium cells



Low self-discharge
Long shelf life & ideal for seasonal use



Multi-position mounting
Even upside down



Comes with first-class safety features
BMS integrated (depending on the model)



Covers the majority of parc
More than 200 robots models covered



DESIGNATION	VOLTAGE (V)	CAPACITY AH (5H)	POWER (WH)	TECHNOLOGY	DIMENSIONS (±2mm)			COMPATIBILITY (NOT EXHAUSTIVE)	OEM PART NUMBERS	
					L	W	H			
AL-KO	AL-AL01	18	2.5	45	Li-ion	94	69	25.5	AL-KO Robolinho 100; 110; 41.6...	440454 441154
	AL-AL02	25.2	5	126	Li-ion	128	69	50	AL-KO Robolinho 82.8; 116; 3000; 4000...	440530 441188
AMBROGIO STIGA	AL-ST01	25.2	8.7	219.2	Li-ion	150	64	93	AMBROGIO Type L100 Serie STIGA Autoclip 140; 325; 520...	CS_C0106/1 1126913801
	AL-ST02	25.2	13.8	347.7	Li-ion	302	156.8	41	AMBROGIO Type L200; L300 Serie STIGA Autoclip 720S; 920S	CS C0114 1126-9121-01
	AL-ST03	25.2	2.3	57.9	Li-ion	144	76.9	38	AMBROGIO L30; L75; L85... STIGA Autoclip 125; 127; 145; 223; 225S	075201300A 1126913701
AMBROGIO ZUCCHETTI WIPER	AL-ZU01	25.9	2.6	67.3	Li-ion	129	67	28	AMBROGIO L15; L20; L40; Twenty, Twenty Elite S+ WIPER 70; 1100S; Climber; Q350	015E00600A 050Z38600A
BOSCH	AL-BS01	32.4	3	97.2	Li-ion	217	85	58	BOSCH Indigo 800; 850; 1000; 1100 Connect; 1200 Connect; 1300; 3600...	3 600 HA2 000
HUSQVARNA GARDENA	AL-HU01	18	2	36	Li-ion	70.5	66	57	HUSQVARNA Automower 105; 305; 308... MCCULLOCH; FLYMO; GARDENA	574 47 68-01
	AL-HU06 (with PCM)	18	2	36	Li-ion	69	56	67	HUSQVARNA Automower 105; 305; 308... MCCULLOCH; FLYMO; GARDENA	589 58 61-01 586 57 62-012
	AL-HU02	18	2.5	45	Li-ion	91.5	67	26	HUSQVARNA Automower 310; 315... GARDENA R100; R160	584 82 28-02
	AL-HU03	18	4	72	Li-ion	146.2	67.6	38.8	HUSQVARNA Automower 320 (2013 ->); 330X (2013 ->); 420 (2016 ->); 520 (2018 ->)	589 58 52-01 588 14 64-01
	AL-HU04	18	5.2	93.6	Li-ion	146.2	67.6	38.8	HUSQVARNA Automower 430X; 440; 450X	589 58 57-01 589 58 58-02
	AH-HU05	18	2.2	39.6	NiMH	215	67.6	22.7	HUSQVARNA 220AC; 230ACX; 265ACX...	535 12 09-01 535 12 09-02
	AL-HU07	22	5.2	114.4	Li-ion	220	67	22	HUSQVARNA Automower 265ACX (2012-2015); 265ACX G2-2	578 84 87-02 578 84 87-01
	AL-HU08	18.5	2	37	Li-ion	138.5	81	38	HUSQVARNA Automower 305 (2019->); 310 (2019->); 315 (2019->)	593 24 72-01 590 21 42-02 590 21 42-07
ROBOMOW	AL-RM01	12	7.2	86.4	AGM	151	99	65	ROBOMOW RX12U; RX20U; RX20 Pro...	MRK9101A
	AL-RM02	25.6	3	76.8	LiFePO4	212	164	108	ROBOMOW City MC150; 300; 1000; 1200... ROBOMOW Premium RC304u; RC306	MRK7005A
	AL-RM03	25.6	6	153.6	LiFePO4	216	56	79	ROBOMOW RS612; RS622; RS635... WOLF GARTEN RS1000; RS1800; RS3000	MRK6105A
WORX	AL-WX01	20	2	40	Li-ion	109.5	75	46	WORX Landroid L2000; M1000; M700...	WA3551.1
	AL-WX02	20	5	100	Li-ion	109.5	75	64	WORX Landroid L2000; M1000; M700...	WA3556
	AL-WX03	28	2.5	70	Li-ion	103.7	48.8	72.1	WORX Landroid L1500i; M500; WG754E; WG790...	WA3225



AL-AL01



AL-AL02



AL-ST01



AL-ST02



AL-ST03



AL-BS01



AL-HU01



AL-HU06



AL-HU02



AL-HU03



AL-HU04



AH-HU05



AL-HU07



AL-HU08



AL-RM01



AL-RM02



AL-RM03



AL-WX01



AL-WX02



AL-WX03



AL-ZU01



SMART CHARGER



The AX2 is a smart battery charger & maintainer designed for all powersport batteries. With dedicated programs for lead-acid and lithium batteries, the AX2 is a 6V and 12V battery charger rated at 2A with battery capacity up to 40Ah. Safe and easy to use, the 8 steps of charge will ensure maximum performance and lifetime for all your batteries.

FEATURES

- > **Battery technology:**
Lead-Acid & Lithium
- > **Battery voltage:**
6V and 12V
- > **Charging current:**
2A
- > **Battery capacity:**
Up to 40Ah

BENEFITS

Easy to use

Connect, select a charge mode & forget



4 charge modes

For Lithium, GEL, AGM, Normal



Fully-automatic

Worry-free battery charger for year-round use



Very safe

Connection spark free, reverse polarity, short circuit and overheat protection



Easy to read

LED indicators



Accessories included

Comes with battery clamps and eyelet terminals



axcell[®]
Energy Solution



axcell[®]
Energy Solution

RELEASED 02.2025